




# XM-60 and XM-600 multi-axis calibrator spares list

## Introduction

This application note lists the available spares for the XM-60 and XM-600 multi-axis calibrator.

To order please contact your local [Renishaw office](#) or purchase from our [online store](#).

Description	Part number	
<p><b>Clamp block</b></p> <p>The clamp block is used to mount an optic or receiver onto a mounting pillar. Two screws are built into each side to secure the clamp.</p>	A-8003-0262	
<p><b>USB cable kit</b></p> <p>A 5 m USB cable to connect the XL-80, XC-80, XM-60, XM-600 or RSU10 to a computer (USB type A port).</p>	A-9908-0286	
<p><b>Spirit level circular</b></p> <p>The spirit level is a levelling aid for setting up the XL-80, XM-60 and XM-600.</p>	A-9908-0323	
<p><b>Magnetic base</b></p> <p>The magnetic base is used for mounting the measurement optics or the XL-80 laser tripod stage in combination with the XL magnetic base adapter, A-9908-0760. The base has an on/off switch and a female M8 fixing thread on the upper side.</p> <p>Note: Two bases are supplied against this part number. This is for use with the XL-80, XM-60 and XM-600.</p>	A-9908-0780	
<p><b>Battery Li-polymer 3.7V</b></p> <p>High-power rechargeable lithium battery for use with XR20 rotary axis calibrator, XM-60 or XM-600 multi-axis calibrator.</p> <p>Note: Overnight shipment of lithium ion batteries is not available in the USA. Transport is by ground.</p>	A-9920-0330	

<p><b>Pillar - 40 mm long</b></p> <p>The mounting pillar is used for mounting the measurement optics or receiver to the machine under test. Note: This is for the XL-80, XM-60 and XM-600.</p>	M-8003-0740	
<p><b>Pillar - 70 mm long</b></p> <p>The mounting pillar is used for mounting the measurement optics or receiver to the machine under test. Note: This is for the XL-80, XM-60 and XM-600.</p>	M-8003-0739	
<p><b>Pillar - 110 mm long</b></p> <p>The mounting pillar is used for mounting the measurement optics or receiver to the machine under test. Note: This is for the XL-80, XM-60 and XM-600.</p>	M-8003-0470	
<p><b>Pan and tilt adaptor kit</b></p> <p>The pan and tilt adaptor kit is designed to allow flexible mounting of laser calibration equipment at angles between 0° - 90° with an infinite pan rotation. The pan and tilt adaptor can be used to:</p> <ul style="list-style-type: none"> <li>• mount the XL-80 laser on a tripod or magnetic base for applications such as slant bed lathes</li> <li>• mount the retroreflector at an angle for convenient linear diagonal measurement</li> <li>• mount the XM-600 launch unit on a mount plate for horizontal or vertical adjustment</li> </ul>	A-9908-1170	
<p><b>XM fixturing kit</b></p> <p>The XM fixturing kit is an optional kit that enables more adaptable mounting solutions for an XM-60 or XM-600 system. It includes 6 extrusion bars of different lengths, lathe adaptor, steel mounting plate, extrusion connectors, magnets and a set of hex drivers.</p>	A-5103-4620	
<p><b>XM fixture case</b></p> <p>The XM fixturing case allows transportation of all components of the fixturing kit. The case is a softshell fabric case with a convenient carry handle. Dimensions: 505 mm length x 350 mm height x 87 mm depth, weight empty 2.55 kg, weight when loaded 6.85 kg.</p>	A-5103-4390	
<p><b>Magnetic conduit clip</b></p> <p>This clip is used to tidy the XM-60 or XM-600 conduit cable during use. It has a magnetic base for convenient attachment to a surface.</p>	A-5103-4340	
<p><b>Beam blocker</b></p> <p>The beam blocker fixes to the front of an XM-60 or XM-600 in order to block the bottom two beams, when used with an XR20 for rotary error measurements.</p>	A-9950-0101	

<p><b>Power supply and cable</b></p> <p>The power supply and cable is a spare for use with an XM-60, XM-600 or XL-80 laser.</p>	<p>A-5103-4370</p>	
<p><b>XM system case</b></p> <p>The XM system case holds all essential parts of an XM-60 or XM-600 system. An injection moulded, watertight and dustproof case with integral trolley handle and built in wheels for easy transportation. Provision for padlocks for added security.</p> <p>Dimensions: 625 mm length x 500 mm height x 297 mm depth, weight empty 10.45 kg, weight when loaded 23 kg.</p>	<p>A-5103-4360</p>	
<p><b>Mount plate</b></p> <p>The mount plate is used to mount an XM-60 or XM-600 system to a non-magnetic surface or an extrusion using the inbuilt M5 holes.</p> <p>4 x M5x6 screws are included.</p>	<p>A-5103-9070</p>	
<p><b>Vertical mount pin kit</b></p> <p>Used to attach an XM-60 or XM-600 launch unit to the mount plate.</p> <p>4 x hex wrench M3 pins are included.</p>	<p>A-5103-4664</p>	
<p><b>Receiver beam shroud</b></p> <p>The receiver beam shroud is used to shield the XM-60 or XM-600 receiver PSD aperture from ambient light to prevent any interference during set up and measurement.</p>	<p>A-5103-4330</p>	
<p><b>XM battery tray</b></p> <p>A spare battery tray for the XM-60 or XM-600 receiver. This holds the rechargeable battery and secures it in place in the receiver.</p>	<p>A-5103-4480</p>	
<p><b>Extrusion fixing kit</b></p> <p>The extrusion fixing kit includes 4 off T-slot fastenings and 4 off universal butt fastenings that can be used with extrusions to mount an XM-60, XM-600 or XK10.</p>	<p>A-5103-4649</p>	
<p><b>XM horizontal stage kit</b></p> <p>XM horizontal stage provides precision translation of the XM-60 or XM-600 launch unit in applications without an axis perpendicular to the travel. This feature is particularly useful for applications such as stages and printers without a controllable axis perpendicular to the travel.</p>	<p>A-9954-2000</p>	